




**AVERAGE ANNUAL REPORT OF EXAM BRANCH FOR FIVE
ACADEMIC YEARS**

Academic Year	Number of students appeared in the final year examination	Number of students passed in final year examination	Pass percentage (%)
2016 – 17	49	47	97
2017 – 18	71	69	97
2018 – 19	67	65	97
2019 – 20	55	52	95
2020 – 21	96	95	99

Overall pass percentage of students for the five academic years	97%
---	-----



EXAM BRANCH


PRINCIPAL
Principal
St. Pauls College of Pharmacy
Urakvamjal, B. R. Dist. GNT.


ANNUAL REPORT OF EXAM BRANCH A.Y.2016 – 17

Year	Program Code	Program Name	Number of students appeared in the final year examination	Number of students passed in final year examination	Pass percentage (%)
2016 -17	B.PH	B. PHARMACY	25	23	92
	M.PH.CE U	M.PHARMACY (PHARMACEUTICS)	13	13	100
	M.PH.AN A	M.PHARMACY (PHARMACEUTICAL ANALYSIS)	11	11	100
		TOTAL	49	47	97

Overall pass percentage of students for the academic year 2016 – 17	97%
---	-----



EXAM BRANCH



PRINCIPAL
Principal
St. Pauls College of Pharmacy
Turkayamjal, R.R. Dist-501 510

ANNUAL REPORT OF EXAM BRANCH A.Y.2017 – 18

Year	Program Code	Program Name	Number of students appeared in the final year examination	Number of students passed in final year examination	Pass percentage (%)
2017 -18	B.PH	B. PHARMACY	45	43	96
	M.PH.CE U	M.PHARMACY (PHARMACEUTICS)	11	11	100
	M.PH.AN A	M.PHARMACY (PHARMACEUTIC AL ANALYSIS)	15	15	100
		TOTAL	71	69	97

Overall pass percentage of students for the academic year 2017 – 18	97%
---	-----



EXAM BRANCH



PRINCIPAL

Principal
St Pauls College of Pharmacy
J. B. Road, Dist. East


ANNUAL REPORT OF EXAM BRANCH A.Y.2018 – 19

Year	Program Code	Program Name	Number of students appeared in the final year examination	Number of students passed in final year examination	Pass percentage (%)
2018 -19	B.PH	B. PHARMACY	51	49	96
	M.PH.CE U	M.PHARMACY (PHARMACEUTICS)	09	09	100
	M.PH.AN A	M.PHARMACY (PHARMACEUTICAL ANALYSIS)	07	07	100
		TOTAL	67	65	97

Overall pass percentage of students for the academic year 2018 – 19	97%
---	-----



EXAM BRANCH



PRINCIPAL
Principal
St. Pauls College of Pharmacy
Hyderabad, G. 3 Dist 50


ANNUAL REPORT OF EXAM BRANCH A.Y.2019 – 20

Year	Program Code	Program Name	Number of students appeared in the final year examination	Number of students passed in final year examination	Pass percentage (%)
2019 -20	B.PH	B. PHARMACY	41	38	96
	M.PH.CE U	M.PHARMACY (PHARMACEUTICS)	08	08	100
	M.PH.AN A	M.PHARMACY (PHARMACEUTICAL ANALYSIS)	06	06	100
		TOTAL	55	52	95

Overall pass percentage of students for the academic year 2019 – 20	95%
---	-----



EXAM BRANCH



PRINCIPAL
Principal
St. Pauls College of Pharmacy
Turkayamjal, R.R. Dist-501 510

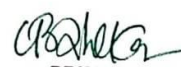
ANNUAL REPORT OF EXAM BRANCH A.Y.2020 – 21

Year	Program Code	Program Name	Number of students appeared in the final year examination	Number of students passed in final year examination	Pass percentage (%)
2020 -21	B.PH	B. PHARMACY	58	57	96
	P. D	PHARM.D	22	22	100
	P.D(P. B)	PHARM.D (P.B)	06	06	100
	M.PH.CE U	M.PHARMACY (PHARMACEUTICS)	07	07	100
	M.PH.AN A	M.PHARMACY (PHARMACEUTICAL ANALYSIS)	03	03	100
		TOTAL	96	95	99

Overall pass percentage of students for the academic year 2020 – 21	99%
---	-----



EXAM BRANCH



PRINCIPAL
Principal
St. Pauls College of Pharmacy