


Summary Sheet of actual seats reserved as per G.O. and actual admitted students

For the A.Y. 2020-21


Year	Number of seats earmarked for reserved category as per GOI or State Government rule					Number of students admitted from the reserved category				
	SC-15%	ST-6%	OBC-29%	Gen-50%	Others	SC	ST	OBC	Gen	Others
2020-21	36	14	69	51	0	22	7	83	0	54
TOTAL	119 (seats earmarked)					112 (students admitted)				


 Principal
 St. Pauls College of Pharmacy
 Turkayamjal, R.R. Dist-501 510.

Summary Sheet of actual seats reserved as per G.O. and actual admitted students

For the A.Y. 2019-20


Year	Number of seats earmarked for reserved category as per GOI or State Government rule					Number of students admitted from the reserved category				
	SC-15%	ST-6%	OBC-29%	Gen-50%	Others	SC	ST	OBC	Gen	Others
2019-20	36	14	69	51	0	14	9	79	47	0
TOTAL	119 (seats earmarked)					102 (students admitted)				


 Principal
 St. Pauls College of Pharmacy
 Turkayamjal, R.R. Dist-501 510.

Summary Sheet of actual seats reserved as per G.O. and actual admitted students

For the A.Y. 2018-19


Year	Number of seats earmarked for reserved category as per GOI or State Government rule					Number of students admitted from the reserved category				
	SC-15%	ST-6%	OBC-29%	Gen-50%	Others	SC	ST	OBC	Gen	Others
2018-19	36	14	69	51	0	13	7	80	59	0
TOTAL	119 (Seats earmarked)					100 (Students admitted)				


 Principal
 St. Pauls College of Pharmacy
 Turkayamjal, R.R. Dist-501 510.

Summary Sheet of actual seats reserved as per G.O. and actual admitted students

For the A.Y. 2017-18


Year	Number of seats earmarked for reserved category as per GOI or State Government rule					Number of students admitted from the reserved category				
	SC-15%	ST-6%	OBC-29%	Gen-50%	Others	SC	ST	OBC	Gen	Others
2017-18	34	13	65	48	0	18	3	72	36	0
TOTAL	112 (seats earmarked)					93 (students admitted)				


 Principal
 St. Pauls College of Pharmacy
 Turkayamjal, R.R. Dist-501 510.

Summary Sheet of actual seats reserved as per G.O. and actual admitted students

For the A.Y. 2016-17

Year	Number of seats earmarked for reserved category as per GOI or State Government rule					Number of students admitted from the reserved category				
	SC-15%	ST-6%	OBC-29%	Gen-50%	Others	SC	ST	OBC	Gen	Others
2016-17	40	16	77	57	0	28	3	77		0
TOTAL	133 (seats earmarked)					108 (students admitted)				


Principal
St. Pauls College of Pharmacy
Turkayamjal, R.R. Dist-501 510.