

SCHEME AND SYLLABUS:

Name of the Program: Soft skills and interpersonal development

Duration of Training: 20.06.2016 to 30.07.2016

Resource Person Details: Dr.P Sushma

Week 1:

- Awareness (of yourself and others)
- Caring about other people
- Collaborating and working well together with others
- Comforting people when they need it
- Clear communication skills

Week 2:

- Conflict management and resolution skills
- Constructive feedback (ways people can improve)
- Diplomacy (handling affairs without hostility)
- Empathy for others
- Encouraging and inspiring people to do their best

Week 3:

- Flexibility in thinking and operating style
- Humor and lightheartedness
- Inspiring and motivating others to achieve greatness
- Listening Skills

Week 4:

- Mentoring and coaching team members
- Nonverbal cues and body language
- Patience when dealing with others
- Public speaking and presentation skills

Week 5:

- Week 6: Respect for everyone, no matter who they are
- Sensitivity toward the preferences and wishes of others
- Socializing skills
- Being good at team building and at building trust
- Tolerance and respect for team members.

SCHEME AND SYLLABUS:

Name of the Program: Time management and public speaking skills

Duration of Training: 12 June to 17 July 2017

Resource Person Details: Dr. Chandra Shekar

Professor

Week 1:

- Public speaking or stage fright
- Death and end of life
- Understand what the difference between Urgent and Important is.

Week 2:

- How different people look at time and what are the mental techniques can one use to increase your productivity.
- What stops you from starting a task and how can you overcome it?
- Dealing with procrastination.

Week 3:

- Setting goals systematically to maximize productivity.
- The best way to plan meetings to make the best use of time.
- The power of saying 'NO' – Dealing with interruptions politely and staying in control of time

Week 4:

- Organize their life efficiently and free their minds of less important tasks.
- Respond to an interruption confidently and get maximum results.



Principal
St. Pauls College of Pharmacy
Turkayamjal, R.R. Dist-501 510

SCHEME AND SYLLABUS:

Name of the Program: Time management and public speaking skills

Duration of Training: 15 Nov to 10 Dec 2016

Resource Person Details: Dr. Venkata Kiran Kumar

Week 1:

- Public speaking or stage fright
- Death and end of life
- Understand what the difference between Urgent and Important is.

Week 2:


- How different people look at time and what are the mental techniques can one use to increase your productivity.
- What stops you from starting a task and how can you overcome it?
- Dealing with procrastination.

Week 3:

- Setting goals systematically to maximize productivity.
- The best way to plan meetings to make the best use of time.
- The power of saying 'NO' – Dealing with interruptions politely and staying in control of time

Week 4:

- Organize their life efficiently and free their minds of less important tasks.
- Respond to an interruption confidently and get maximum results.



Principal
St. Pauls College of Pharmacy
Turkayamjal, R.R. Dist-501 510

SCHEME AND SYLLABUS:

Name of the Program: Team work and Creative Thinking

Duration of Training: 16.10.2017 to 20.11.2017

Resource Person Details: Dr. Chandra Shekar

Professor

Week 1:

- Leadership and Influencing Skills - Increasing BA Value Through Mastery of Facilitative Behaviors
- Conceptual Thinking Skills

Week 2:

- Systems Thinking Skills
- Negotiation and Conflict Management Skills

Week 3:

- Behavioral Characteristics Current Focus:
- Teamwork and Creative Thinking Skills

Week 4:

- Problem Solving and Decision Making Skills
- Communication Skills

Week 5:

- Learning Skills
- Facilitation and Teaching Skills



Principal
St. Pauls College of Pharmacy
Turkayamjal, R.R. Dist-501 510

SCHEME AND SYLLABUS:

Name of the Program: Soft skills and interpersonal development

Duration of Training: 11 Dec 2017 to 31 Jan 2018

Resource Person Details: Mr.P.Sudhakar

Associate Professor

Week 1:

- Cooperate with teammates to solve difficult problems
- Build collaborative relationships with colleagues

Week 2:

- Understand and meet the needs of clients and customers
- Effectively lead and manage others

Week 3:

- several leadership skills
- Understanding the Communication Process
- Communication Demonstration

Week 4:

- Three Communication Positions
- Nonverbal Communication
- Seven Important Emotions

Week 5:

- Nonverbal Communication Observation
- Obstacles and Barriers to Communication
- Communication Skills Overview
- Listening: The Critical Skill

SCHEME AND SYLLABUS:

Name of the Program: Soft skills and interpersonal development

Duration of Training: 11.06.2018 to 23.07.2018

Resource Person Details: Dr. Chandra Shekar

Professor

Week 1:

- Awareness (of yourself and others)
- Caring about other people
- Collaborating and working well together with others
- Comforting people when they need it
- Clear communication skills

Week 2:

- Conflict management and resolution skills
- Constructive feedback (ways people can improve)
- Diplomacy (handling affairs without hostility)
- Empathy for others
- Encouraging and inspiring people to do their best

Week 3:

- Flexibility in thinking and operating style
- Humor and lightheartedness
- Inspiring and motivating others to achieve greatness
- Listening Skills

Week 4:

- Mentoring and coaching team members
- Nonverbal cues and body language
- Patience when dealing with others
- Public speaking and presentation skills

Week 5:

- Week 6: Respect for everyone, no matter who they are
- Sensitivity toward the preferences and wishes of others
- Socializing skills
- Being good at team building and at building trust
- Tolerance and respect for team members.



SCHEME AND SYLLABUS:

Name of the Program: Time management and public speaking skills

Duration of Training: 12 Nov to 22 Dec 2018

Resource Person Details: Dr. Chandra Shekar

Professor

Week 1:

- Public speaking or stage fright
- Death and end of life
- Understand what the difference between Urgent and Important is.

Week 2:

- How different people look at time and what are the mental techniques can one use to increase your productivity.
- What stops you from starting a task and how can you overcome it?
- Dealing with procrastination.

Week 3:

- Setting goals systematically to maximize productivity.
- The best way to plan meetings to make the best use of time.
- The power of saying 'NO' – Dealing with interruptions politely and staying in control of time

Week 4:

- Organize their life efficiently and free their minds of less important tasks.
- Respond to an interruption confidently and get maximum results.

SCHEME AND SYLLABUS:

Name of the Program: Soft skills and interpersonal development

Duration of Training: 10 June to 15 July 2019

Resource Person Details: Dr. S. Vanita Sagar

Associate Professor

Week 1:

- Cooperate with teammates to solve difficult problems
- Build collaborative relationships with colleagues

Week 2:

- Understand and meet the needs of clients and customers
- Effectively lead and manage others

Week 3:


- several leadership skills
- Understanding the Communication Process
- Communication Demonstration

Week 4:

- Three Communication Positions
- Nonverbal Communication
- Seven Important Emotions

Week 5:

- Nonverbal Communication Observation
- Obstacles and Barriers to Communication
- Communication Skills Overview
- Listening: The Critical Skill


Principal
St. Pauls College of Pharmacy
Turkayamjal, R.R. Dist-501 510

SCHEME AND SYLLABUS:

Name of the Program: Time management and public speaking skills

Duration of Training: 11 Nov to 09 Dec 2019

Resource Person Details: Dr. S. Vanita Sagar

Associate Professor

Week 1:

- Public speaking or stage fright
- Death and end of life
- Understand what the difference between Urgent and Important is.

Week 2:


- How different people look at time and what are the mental techniques can one use to increase your productivity.
- What stops you from starting a task and how can you overcome it?
- Dealing with procrastination.

Week 3:

- Setting goals systematically to maximize productivity.
- The best way to plan meetings to make the best use of time.
- The power of saying 'NO' – Dealing with interruptions politely and staying in control of time

Week 4:

- Organize their life efficiently and free their minds of less important tasks.
- Respond to an interruption confidently and get maximum results.


Principal
St. Pauls College of Pharmacy
Turkayamjal, R.R. Dist-501 510

SCHEME AND SYLLABUS:

Name of the Program: Soft skills and interpersonal development

Duration of Training: 15 June to 20 July 2020

Resource Person Details: Dr. Asha Jyothi

Week 1:

- Awareness (of yourself and others)
- Caring about other people
- Collaborating and working well together with others
- Comforting people when they need it
- Clear communication skills

Week 2:

- Conflict management and resolution skills
- Constructive feedback (ways people can improve)
- Diplomacy (handling affairs without hostility)
- Empathy for others
- Encouraging and inspiring people to do their best

Week 3:

- Flexibility in thinking and operating style
- Humor and lightheartedness
- Inspiring and motivating others to active greatness
- Listening Skills

Week 4:

- Mentoring and coaching team members
- Nonverbal cues and body language
- Patience when dealing with others
- Public speaking and presentation skills

Week 5:

- Week 6: Respect for everyone, no matter who they are
- Sensitivity toward the preferences and wishes of others
- Socializing skills
- Being good at team building and at building trust
- Tolerance and respect for team members.



Principal

SCHEME AND SYLLABUS:

Name of the Program: Team work and Creative Thinking

Duration of Training: 09 Nov to 14 Dec 2020

Resource Person Details: Dr. Chandra Shekar

Professor

Week 1:

- Leadership and Influencing Skills - Increasing BA Value Through Mastery of Facilitative Behaviors
- Conceptual Thinking Skills

Week 2:

- Systems Thinking Skills
- Negotiation and Conflict Management Skills

Week 3:


- Behavioral Characteristics Current Focus:
- Teamwork and Creative Thinking Skills

Week 4:

- Problem Solving and Decision Making Skills
- Communication Skills

Week 5:

- Learning Skills
- Facilitation and Teaching Skills



Principal
St. Pauls College of Pharmacy
Turkayamjal, R.R. Dist-501 510

SCHEME AND SYLLABUS:

Name of the Program: Communicative English training

Duration of Training: 18 Jan to 21 march 2016

Resource Person Details: Mrs. P. Naga Haritha

Assistant Professor

Unit 1: Speaking about Myself

- ✓ Introduction
- ✓ Terminology
- ✓ Teacher support information
- ✓ Case study
- ✓ Activities
- ✓ Activity 1: Making introduction
- ✓ Activity 2: Sharing personal information
- ✓ Activity 3: Describing feelings and opinions
- ✓ Resource 1c: At a party: Introductions
- ✓ Resource 2: Sharing personal information
- ✓ Resource 3a: List of topics for expressing opinions
- ✓ Resource 3b: Guide to expressing opinions: Sharing, agreeing and disagreeing

Unit 2: Speaking Accurately

- ✓ Introduction
- ✓ Unit outcomes Terminology
- ✓ Teacher support information
- ✓ Activities Activity 1: Pronouncing diphthongs accurately
- ✓ Activity 2: Working with silent letters
- ✓ Activity 3: Learning word stress
- ✓ Resource 1a: Identifying diphthongs
- ✓ Resource 1b: Practicing diphthongs — Emily's story (for Partner A)
- ✓ Resource 1c: Practicing diphthongs — Emily's story (for Partner B)
- ✓ Resource 2: Silent letters in English words (worksheet)
- ✓ Resource 3: Poem for stress practice Teacher question and answer

Unit 3: Practice in Public Speaking

- ✓ Introduction
- ✓ Unit outcomes
- ✓ Terminology
- ✓ Teacher support information
- ✓ Activity 1: Practicing the language of debate
- ✓ Activity 2: Taking part in group discussions
- ✓ Activity 3: Speaking extempore



Principal



SCHEME AND SYLLABUS:

Name of the Program: Communication skills training

Duration of Training: 18 July to 24 Sep 2016

Resource Person Details: Dr. P Sushma

Assistant Professor

Unit 1: Social Communication: Performing Language Functions

- ✓ Introduction
- ✓ Unit outcomes
- ✓ Teacher support information
- ✓ Activity 1: Apologizing.
- ✓ Activity 2: Asking for clarifications
- ✓ Activity 3: Giving a description
- ✓ Resource 1a: Making an apology (transcript)
- ✓ Resource 1b: Making an apology (worksheet)
- ✓ Resource 2a: Asking for clarifications (video muted)
- ✓ Resource 2b: Asking for clarifications (video)
- ✓ Resource 2c: Asking for clarifications: List of useful expressions
- ✓ Resource 3a: Describing objects (pictures)
- ✓ Resource 3b: Describing objects (descriptions)
- ✓ Resource 3c: Expressions used to describe an object

Unit 2: Speaking across the Curriculum

- ✓ Resource 1a: Structure of a debate
- ✓ Resource 1b: A sample class debate
- ✓ Resource 2a: Qualities necessary for an effective presentation
- ✓ Resource 2b: Taking part in group discussions.
- ✓ Resource 3a: Extempore speech: My favorite sport
- ✓ Resource 3b: Speaking extempore: Effective strategies.

A handwritten signature in green ink, appearing to read 'Baleg', is written over a horizontal line.

Principal

St. Pauls College of Pharmacy
Turkayamjal, R.R. Dist-501 510

SCHEME AND SYLLABUS:

Name of the Program: Communicative English training

Duration of Training: 18 Jan to march 13 2017

Resource Person Details: Mrs. P. Naga Haritha

Assistant Professor

Unit 1: Speaking about Myself

- ✓ Introduction
- ✓ Terminology
- ✓ Teacher support information
- ✓ Case study
- ✓ Activities
- ✓ Activity 1: Making introduction
- ✓ Activity 2: Sharing personal information
- ✓ Activity 3: Describing feelings and opinions
- ✓ Resource 1c: At a party: Introductions
- ✓ Resource 2: Sharing personal information
- ✓ Resource 3a: List of topics for expressing opinions
- ✓ Resource 3b: Guide to expressing opinions: Sharing, agreeing and disagreeing

Unit 2: Speaking Accurately

- ✓ Introduction
- ✓ Unit outcomes Terminology
- ✓ Teacher support information
- ✓ Activities Activity 1: Pronouncing diphthongs accurately
- ✓ Activity 2: Working with silent letters
- ✓ Activity 3: Learning word stress
- ✓ Resource 1a: Identifying diphthongs
- ✓ Resource 1b: Practicing diphthongs — Emily's story (for Partner A)
- ✓ Resource 1c: Practicing diphthongs — Emily's story (for Partner B)
- ✓ Resource 2: Silent letters in English words (worksheet)
- ✓ Resource 3: Poem for stress practice Teacher question and answer

Unit 3: Practice in Public Speaking

- ✓ Introduction
- ✓ Unit outcomes
- ✓ Terminology
- ✓ Teacher support information
- ✓ Activity 1: Practicing the language of debate
- ✓ Activity 2: Taking part in group discussions
- ✓ Activity 3: Speaking extempore



Principal

St. Pauls College of Pharmacy
Turkayamjal, R.R. Dist-501 510



SCHEME AND SYLLABUS:

Name of the Program: Communication skills training

Duration of Training: 17 July to 18 Sep 2017

Resource Person Details: Dr. P Amulya Reddy

Assistant Professor

Unit 1: Social Communication: Performing Language Functions

- ✓ Introduction
- ✓ Unit outcomes
- ✓ Teacher support information
- ✓ Activity 1: Apologizing.
- ✓ Activity 2: Asking for clarifications
- ✓ Activity 3: Giving a description
- ✓ Resource 1a: Making an apology (transcript)
- ✓ Resource 1b: Making an apology (worksheet)
- ✓ Resource 2a: Asking for clarifications (video muted)
- ✓ Resource 2b: Asking for clarifications (video)
- ✓ Resource 2c: Asking for clarifications: List of useful expressions
- ✓ Resource 3a: Describing objects (pictures)
- ✓ Resource 3b: Describing objects (descriptions)
- ✓ Resource 3c: Expressions used to describe an object

Unit 2: Speaking across the Curriculum

- ✓ Resource 1a: Structure of a debate
- ✓ Resource 1b: A sample class debate
- ✓ Resource 2a: Qualities necessary for an effective presentation
- ✓ Resource 2b: Taking part in group discussions.
- ✓ Resource 3a: Extempore speech: My favorite sport
- ✓ Resource 3b: Speaking extempore: Effective strategies.

A handwritten signature in green ink, appearing to read 'Bakht', followed by a horizontal line.

Principal
St. Pauls College of Pharmacy
W. Yamijal, R.R. Dist-501 511

SCHEME AND SYLLABUS:

Name of the Program: Communicative English training

Duration of Training: 15 Jan to 24 march 2018

Resource Person Details: Mrs. P. Naga Haritha

Assistant Professor

Unit 1: Speaking about Myself

- ✓ Introduction
- ✓ Terminology
- ✓ Teacher support information
- ✓ Case study
- ✓ Activities
- ✓ Activity 1: Making introduction
- ✓ Activity 2: Sharing personal information
- ✓ Activity 3: Describing feelings and opinions
- ✓ Resource 1c: At a party: Introductions
- ✓ Resource 2: Sharing personal information
- ✓ Resource 3a: List of topics for expressing opinions
- ✓ Resource 3b: Guide to expressing opinions: Sharing, agreeing and disagreeing

Unit 2: Speaking Accurately

- ✓ Introduction
- ✓ Unit outcomes Terminology
- ✓ Teacher support information
- ✓ Activities Activity 1: Pronouncing diphthongs accurately
- ✓ Activity 2: Working with silent letters
- ✓ Activity 3: Learning word stress
- ✓ Resource 1a: Identifying diphthongs
- ✓ Resource 1b: Practicing diphthongs — Emily's story (for Partner A)
- ✓ Resource 1c: Practicing diphthongs — Emily's story (for Partner B)
- ✓ Resource 2: Silent letters in English words (worksheet)
- ✓ Resource 3: Poem for stress practice Teacher question and answer

Unit 3: Practice in Public Speaking

- ✓ Introduction
- ✓ Unit outcomes
- ✓ Terminology
- ✓ Teacher support information
- ✓ Activity 1: Practicing the language of debate
- ✓ Activity 2: Taking part in group discussions
- ✓ Activity 3: Speaking extempore

SCHEME AND SYLLABUS:

Name of the Program: Communication skills training

Duration of Training: 16 July to 22 Sep 2018

Resource Person Details: Dr. P. Amulya Reddy


Assistant Professor

Unit 1: Social Communication: Performing Language Functions

- ✓ Introduction
- ✓ Unit outcomes
- ✓ Teacher support information
- ✓ Activity 1: Apologizing.
- ✓ Activity 2: Asking for clarifications
- ✓ Activity 3: Giving a description
- ✓ Resource 1a: Making an apology (transcript)
- ✓ Resource 1b: Making an apology (worksheet)
- ✓ Resource 2a: Asking for clarifications (video muted)
- ✓ Resource 2b: Asking for clarifications (video)
- ✓ Resource 2c: Asking for clarifications: List of useful expressions
- ✓ Resource 3a: Describing objects (pictures)
- ✓ Resource 3b: Describing objects (descriptions)
- ✓ Resource 3c: Expressions used to describe an object

Unit 2: Speaking across the Curriculum

- ✓ Resource 1a: Structure of a debate
- ✓ Resource 1b: A sample class debate
- ✓ Resource 2a: Qualities necessary for an effective presentation
- ✓ Resource 2b: Taking part in group discussions.
- ✓ Resource 3a: Extempore speech: My favorite sport
- ✓ Resource 3b: Speaking extempore: Effective strategies.



Dr. P. Amulya Reddy
St. Pauls College of Pharmacy
Turkayamjal, R.R. Dist-501 510

SCHEME AND SYLLABUS:

Name of the Program: Communicative English training

Duration of Training: 18 Jan to 30 March 24 2019

Resource Person Details: Mrs. P. Naga Haritha

Assistant Professor

Unit 1: Speaking about Myself

- ✓ Introduction
- ✓ Terminology
- ✓ Teacher support information
- ✓ Case study
- ✓ Activities
- ✓ Activity 1: Making introduction
- ✓ Activity 2: Sharing personal information
- ✓ Activity 3: Describing feelings and opinions
- ✓ Resource 1c: At a party: Introductions
- ✓ Resource 2: Sharing personal information
- ✓ Resource 3a: List of topics for expressing opinions
- ✓ Resource 3b: Guide to expressing opinions: Sharing, agreeing and disagreeing

Unit 2: Speaking Accurately

- ✓ Introduction
- ✓ Unit outcomes Terminology
- ✓ Teacher support information
- ✓ Activities Activity 1: Pronouncing diphthongs accurately
- ✓ Activity 2: Working with silent letters
- ✓ Activity 3: Learning word stress
- ✓ Resource 1a: Identifying diphthongs
- ✓ Resource 1b: Practicing diphthongs — Emily's story (for Partner A)
- ✓ Resource 1c: Practicing diphthongs — Emily's story (for Partner B)
- ✓ Resource 2: Silent letters in English words (worksheet)
- ✓ Resource 3: Poem for stress practice Teacher question and answer

Unit 3: Practice in Public Speaking

- ✓ Introduction
- ✓ Unit outcomes
- ✓ Terminology
- ✓ Teacher support information
- ✓ Activity 1: Practicing the language of debate
- ✓ Activity 2: Taking part in group discussions
- ✓ Activity 3: Speaking extempore



SCHEME AND SYLLABUS:

Name of the Program: Communication skills training

Duration of Training: 15 July to 28 Sep 2019

Resource Person Details: Dr. Vanita Sagar


Associate Professor

Unit 1: Social Communication: Performing Language Functions

- ✓ Introduction
- ✓ Unit outcomes
- ✓ Teacher support information
- ✓ Activity 1: Apologizing.
- ✓ Activity 2: Asking for clarifications
- ✓ Activity 3: Giving a description
- ✓ Resource 1a: Making an apology (transcript)
- ✓ Resource 1b: Making an apology (worksheet)
- ✓ Resource 2a: Asking for clarifications (video muted)
- ✓ Resource 2b: Asking for clarifications (video)
- ✓ Resource 2c: Asking for clarifications: List of useful expressions
- ✓ Resource 3a: Describing objects (pictures)
- ✓ Resource 3b: Describing objects (descriptions)
- ✓ Resource 3c: Expressions used to describe an object

Unit 2: Speaking across the Curriculum

- ✓ Resource 1a: Structure of a debate
- ✓ Resource 1b: A sample class debate
- ✓ Resource 2a: Qualities necessary for an effective presentation
- ✓ Resource 2b: Taking part in group discussions.
- ✓ Resource 3a: Extempore speech: My favorite sport
- ✓ Resource 3b: Speaking extempore: Effective strategies.


Principal
St. Pauls College of Pharmacy
Turkayamjal, R.R. Dist-501 510

SCHEME AND SYLLABUS:

Name of the Program: Communicative English training

Duration of Training: 17 Jan to 28 March 2020

Resource Person Details: Mr. Jitendar

Class Room Trainer

Unit 1: Speaking about Myself

- ✓ Introduction
- ✓ Terminology
- ✓ Teacher support information
- ✓ Case study
- ✓ Activities
- ✓ Activity 1: Making introduction
- ✓ Activity 2: Sharing personal information
- ✓ Activity 3: Describing feelings and opinions
- ✓ Resource 1c: At a party: Introductions
- ✓ Resource 2: Sharing personal information
- ✓ Resource 3a: List of topics for expressing opinions
- ✓ Resource 3b: Guide to expressing opinions: Sharing, agreeing and disagreeing

Unit 2: Speaking Accurately

- ✓ Introduction
- ✓ Unit outcomes Terminology
- ✓ Teacher support information
- ✓ Activities Activity 1: Pronouncing diphthongs accurately
- ✓ Activity 2: Working with silent letters
- ✓ Activity 3: Learning word stress
- ✓ Resource 1a: Identifying diphthongs
- ✓ Resource 1b: Practicing diphthongs — Emily's story (for Partner A)
- ✓ Resource 1c: Practicing diphthongs — Emily's story (for Partner B)
- ✓ Resource 2: Silent letters in English words (worksheet)
- ✓ Resource 3: Poem for stress practice Teacher question and answer

Unit 3: Practice in Public Speaking

- ✓ Introduction
- ✓ Unit outcomes
- ✓ Terminology
- ✓ Teacher support information
- ✓ Activity 1: Practicing the language of debate
- ✓ Activity 2: Taking part in group discussions
- ✓ Activity 3: Speaking extempore



Principal

SCHEME AND SYLLABUS:

Name of the Program: Communication skills training

Duration of Training: 13 July to 26 Sep 2020

Resource Person Details: Mr. Jitendar

Class Room Trainer

Unit 1: Social Communication: Performing Language Functions

- ✓ Introduction
- ✓ Unit outcomes
- ✓ Teacher support information
- ✓ Activity 1: Apologizing.
- ✓ Activity 2: Asking for clarifications
- ✓ Activity 3: Giving a description
- ✓ Resource 1a: Making an apology (transcript)
- ✓ Resource 1b: Making an apology (worksheet)
- ✓ Resource 2a: Asking for clarifications (video muted)
- ✓ Resource 2b: Asking for clarifications (video)
- ✓ Resource 2c: Asking for clarifications: List of useful expressions
- ✓ Resource 3a: Describing objects (pictures)
- ✓ Resource 3b: Describing objects (descriptions)
- ✓ Resource 3c: Expressions used to describe an object

Unit 2: Speaking across the Curriculum

- ✓ Resource 1a: Structure of a debate
- ✓ Resource 1b: A sample class debate
- ✓ Resource 2a: Qualities necessary for an effective presentation
- ✓ Resource 2b: Taking part in group discussions.
- ✓ Resource 3a: Extempore speech: My favorite sport
- ✓ Resource 3b: Speaking extempore: Effective strategies.



Principal

St. Pauls College of Pharmacy
Turkayamjal, R.R. Dist-501 510

SCHEME AND SYLLABUS:

Name of the Program: Cardiopulmonary resuscitation training

Duration of Training: June 07 2016

Resource Person Details: Dr.B.Pradham

MBBS, Osmania

S. No.	Topics	Duration
1	Airway and breathing	15 mins
2	Circulation	15 mins
Total		30 Minutes

Detail of Topics

1. Circulation

- Implications of cardiac arrest
- Cardiopulmonary resuscitation (CPR)

I. How it works

ii. Steps


iii. When to stop CPR

c. Brief overview of AED (only demonstration –no hands on)

Learning Outcomes:

At the completion of this module, the student should be able to:

- ✓ Perform Cardiopulmonary resuscitation
- ✓ Perform External chest compressions
- ✓ Determine the need for additional help


Principal
St. Pauls College of Pharmacy
Türkayamjal, R.R. Dist-501 510

SCHEME AND SYLLABUS:

Name of the Program: First Aid Training

Duration of Training: 10th Sep 2016

Resource Person Details: Mr. Ajay

Apollo Diagnostics

CPR/AED

- Recognize the signals of a cardiac emergency.
- Identify the links in the Cardiac Chain of Survival.
- Describe how to care for a heart attack.
- List the causes of cardiac arrest.
- Explain the role of CPR in cardiac arrest.
- Demonstrate how to perform CPR.
- Recognize the signals of a breathing emergency.
- Demonstrate how to care for a person who is choking.
- Explain what defibrillation is.
- Explain how defibrillation works.
- Identify precautions to take when using an AED on a person in sudden cardiac arrest.
- Demonstrate how to use an AED.

First Aid

- Identify the signals of common sudden illnesses.
- Describe how to care for common sudden illnesses.
- Describe how to care for someone who is having a seizure.
- Identify the signals of heat-related illnesses and cold-related emergencies.
- Describe how to care for heat-related illnesses and cold-related emergencies.
- Explain how to care for head, neck and spinal injuries.
- Identify signals of various soft tissue and musculoskeletal injuries.
- Describe how to care for various soft tissue and musculoskeletal injuries.
- Explain how to care for muscle, bone or joint injuries.
- Demonstrate how to control external bleeding.
- Identify signals of head, neck and spinal injuries.



Principal

St. Pauls College of Pharmacy
Turkayamjal, R.R. Dist-501 510

SCHEME AND SYLLABUS:

Name of the Program: Fire Safety Training

Duration of Training: 10th Oct 2016

Resource Person Details: Mr. Mallesh

S.I Fire station

Hiyath Nagar Division

Objective

- To provide proficiency in accessing the workplace hazards and effectively handle the fire control / preventive mechanism.
- Fire safety training offers expertise in theoretical knowledge & hands-on experience in handling various firefighting equipment and
- helps to understand the organizational level of preparedness in dealing with emergencies

Learning Outcomes of Fire Safety training

- ✓ Realize the methodologies involved in fire formation
- ✓ Discuss the classification & causes of fire at the workplace
- ✓ Discuss the importance of various fire control mechanisms
- ✓ Outline the factors involved in the prevention of fire
- ✓ Familiarize with workplace Inspection & reporting procedures
- ✓ Describes various fire safety devices & their working mechanisms
- ✓ Details the essential requirements of the emergency evacuation plan
- ✓ Recognize the different types of fire extinguisher & their usage



Principal
St. Pauls College of Pharmacy
Turkayamjal, R.R. Dist-501 510

SCHEME AND SYLLABUS:

Name of the Program: Cardiopulmonary resuscitation training

Duration of Training: June 06 2017

Resource Person Details: Dr.B.Pradham

MBBS, Osmania

S. No.	Topics	Duration
1	Airway and breathing	15 mins
2	Circulation	15 mins
Total		30 Minutes

Detail of Topics

1. Circulation

- Implications of cardiac arrest
- Cardiopulmonary resuscitation (CPR)

I. How it works

ii. Steps

iii. When to stop CPR

c. Brief overview of AED (only demonstration –no hands on)

Learning Outcomes:

At the completion of this module, the student should be able to:

- ✓ Perform Cardiopulmonary resuscitation
- ✓ Perform External chest compressions
- Determine the need for additional help



Principal

St. Pauls College of Pharmacy
Turkayamjal, R.R. Dist-501 510

SCHEME AND SYLLABUS:

Name of the Program: First Aid Training

Duration of Training: 11th Sep 2017

Resource Person Details: Mr. Ajay

Apollo Diagnostics

CPR/AED

- Recognize the signals of a cardiac emergency.
- Identify the links in the Cardiac Chain of Survival.
- Describe how to care for a heart attack.
- List the causes of cardiac arrest.
- Explain the role of CPR in cardiac arrest.
- Demonstrate how to perform CPR.
- Recognize the signals of a breathing emergency.
- Demonstrate how to care for a person who is choking.
- Explain what defibrillation is.
- Explain how defibrillation works.
- Identify precautions to take when using an AED on a person in sudden cardiac arrest.
- Demonstrate how to use an AED.

First Aid

- Identify the signals of common sudden illnesses.
- Describe how to care for common sudden illnesses.
- Describe how to care for someone who is having a seizure.
- Identify the signals of heat-related illnesses and cold-related emergencies.
- Describe how to care for heat-related illnesses and cold-related emergencies.
- Explain how to care for head, neck and spinal injuries.
- Identify signals of various soft tissue and musculoskeletal injuries.
- Describe how to care for various soft tissue and musculoskeletal injuries.
- Explain how to care for muscle, bone or joint injuries.
- Demonstrate how to control external bleeding.
- Identify signals of head, neck and spinal injuries.



Principal

St. Pauls College of Pharmacy,
Turkayamjal, R.R. Dist-501 510

SCHEME AND SYLLABUS:

Name of the Program: Cardiopulmonary resuscitation training

Duration of Training: June 06 2017

Resource Person Details: Dr. Avinash

KIMS Kondapur

S. No.	Topics	Duration
1	Airway and breathing	15 mins
2	Circulation	15 mins
Total		30 Minutes

Detail of Topics

1. Circulation

- Implications of cardiac arrest
- Cardiopulmonary resuscitation (CPR)

I. How it works

ii. Steps


iii. When to stop CPR

c. Brief overview of AED (only demonstration –no hands on)

Learning Outcomes:

At the completion of this module, the student should be able to:

- ✓ Perform Cardiopulmonary resuscitation
- ✓ Perform External chest compressions
- ✓ Determine the need for additional help


Principal
St. Pauls College of Pharmacy
Turkayamjal, R.R. Dist-501 510

SCHEME AND SYLLABUS:

Name of the Program: First Aid Training

Duration of Training: 10th Sep 2018

Resource Person Details: Dr. Prudhivi

MBBS Osmania

CPR/AED

- Recognize the signals of a cardiac emergency.
- Identify the links in the Cardiac Chain of Survival.
- Describe how to care for a heart attack.
- List the causes of cardiac arrest.
- Explain the role of CPR in cardiac arrest.
- Demonstrate how to perform CPR.
- Recognize the signals of a breathing emergency.
- Demonstrate how to care for a person who is choking.
- Explain what defibrillation is.
- Explain how defibrillation works.
- Identify precautions to take when using an AED on a person in sudden cardiac arrest.
- Demonstrate how to use an AED.

First Aid

- Identify the signals of common sudden illnesses.
- Describe how to care for common sudden illnesses.
- Describe how to care for someone who is having a seizure.
- Identify the signals of heat-related illnesses and cold-related emergencies.
- Describe how to care for heat-related illnesses and cold-related emergencies.
- Explain how to care for head, neck and spinal injuries.
- Identify signals of various soft tissue and musculoskeletal injuries.
- Describe how to care for various soft tissue and musculoskeletal injuries.
- Explain how to care for muscle, bone or joint injuries.
- Demonstrate how to control external bleeding.
- Identify signals of head, neck and spinal injuries.



Principal
St. Pauls College of Pharmacy
Turkayamjal, R.R. Dist-501 510

SCHEME AND SYLLABUS:

Name of the Program: Cardiopulmonary resuscitation training

Duration of Training: June 07 2019

Resource Person Details: Dr. Indra Sena Reddy

General Physician

Ozone hospital

S. No.	Topics	Duration
1	Airway and breathing	15 mins
2	Circulation	15 mins
Total		30 Minutes

Detail of Topics

1. Circulation

- Implications of cardiac arrest
- Cardiopulmonary resuscitation (CPR)

I. How it works

ii. Steps


iii. When to stop CPR

c. Brief overview of AED (only demonstration –no hands on)

Learning Outcomes:

At the completion of this module, the student should be able to:

- ✓ Perform Cardiopulmonary resuscitation
- ✓ Perform External chest compressions
- ✓ Determine the need for additional help



Principal
St. Pauls College of Pharmacy
Turkayamjal, R.R. Dist-501 510

SCHEME AND SYLLABUS:

Name of the Program: First Aid Training

Duration of Training: 10th Sep 2019

Resource Person Details: Dr. Ranjith Reddy

General medicine

CPR/AED

- Recognize the signals of a cardiac emergency.
- Identify the links in the Cardiac Chain of Survival.
- Describe how to care for a heart attack.
- List the causes of cardiac arrest.
- Explain the role of CPR in cardiac arrest.
- Demonstrate how to perform CPR.
- Recognize the signals of a breathing emergency.
- Demonstrate how to care for a person who is choking.
- Explain what defibrillation is.
- Explain how defibrillation works.
- Identify precautions to take when using an AED on a person in sudden cardiac arrest.
- Demonstrate how to use an AED.

First Aid

- Identify the signals of common sudden illnesses.
- Describe how to care for common sudden illnesses.
- Describe how to care for someone who is having a seizure.
- Identify the signals of heat-related illnesses and cold-related emergencies.
- Describe how to care for heat-related illnesses and cold-related emergencies.
- Explain how to care for head, neck and spinal injuries.
- Identify signals of various soft tissue and musculoskeletal injuries.
- Describe how to care for various soft tissue and musculoskeletal injuries.
- Explain how to care for muscle, bone or joint injuries.
- Demonstrate how to control external bleeding.
- Identify signals of head, neck and spinal injuries.

SCHEME AND SYLLABUS:

Name of the Program: Cardiopulmonary resuscitation training

Duration of Training: June 08 2020

Resource Person Details: Dr. Avinash

General Medicine

KIMS Kondapur

S. No.	Topics	Duration
1	Airway and breathing	15 mins
2	Circulation	15 mins
Total		30 Minutes

Detail of Topics

1. Circulation

- Implications of cardiac arrest
- Cardiopulmonary resuscitation (CPR)

I. How it works

ii. Steps


iii. When to stop CPR

c. Brief overview of AED (only demonstration –no hands on)

Learning Outcomes:

At the completion of this module, the student should be able to:

- ✓ Perform Cardiopulmonary resuscitation
- ✓ Perform External chest compressions
- ✓ Determine the need for additional help


Principal
St. Pauls College of Pharmacy
Turkayamjal, R.R. Dist-501 510

SCHEME AND SYLLABUS:

Name of the Program: First Aid Training

Duration of Training: 10th Sep 2020

Resource Person Details: Mr. Ajay


Apollo Hospital

CPR/AED

- Recognize the signals of a cardiac emergency.
- Identify the links in the Cardiac Chain of Survival.
- Describe how to care for a heart attack.
- List the causes of cardiac arrest.
- Explain the role of CPR in cardiac arrest.
- Demonstrate how to perform CPR.
- Recognize the signals of a breathing emergency.
- Demonstrate how to care for a person who is choking.
- Explain what defibrillation is.
- Explain how defibrillation works.
- Identify precautions to take when using an AED on a person in sudden cardiac arrest.
- Demonstrate how to use an AED.

First Aid

- Identify the signals of common sudden illnesses.
- Describe how to care for common sudden illnesses.
- Describe how to care for someone who is having a seizure.
- Identify the signals of heat-related illnesses and cold-related emergencies.
- Describe how to care for heat-related illnesses and cold-related emergencies.
- Explain how to care for head, neck and spinal injuries.
- Identify signals of various soft tissue and musculoskeletal injuries.
- Describe how to care for various soft tissue and musculoskeletal injuries.
- Explain how to care for muscle, bone or joint injuries.
- Demonstrate how to control external bleeding.
- Identify signals of head, neck and spinal injuries.



Principal
St. Pauls College of Pharmacy
Tarkayamjal, R.R. Dist-501 510

SCHEME AND SYLLABUS:

Name of the Program: Fire Safety Training

Duration of Training: 9th Oct 2020

Resource Person Details: Mr. Seenuaiah

SI Fire Station


Hiyath Nagar division

Objective

- To provide proficiency in accessing the workplace hazards and effectively handle the fire control / preventive mechanism.
- Fire safety training offers expertise in theoretical knowledge & hands-on experience in handling various firefighting equipment and
- helps to understand the organizational level of preparedness in dealing with emergencies

Learning Outcomes of Fire Safety training

- ✓ Realize the methodologies involved in fire formation
- ✓ Discuss the classification & causes of fire at the workplace
- ✓ Discuss the importance of various fire control mechanisms
- ✓ Outline the factors involved in the prevention of fire
- ✓ Familiarize with workplace Inspection & reporting procedures
- ✓ Describes various fire safety devices & their working mechanisms
- ✓ Details the essential requirements of the emergency evacuation plan
- ✓ Recognize the different types of fire extinguisher & their usage



Principal
St. Pauls College of Pharmacy
Turkayamjal, R.R. Dist-501 510



SCHEME AND SYLLABUS:

Name of the Program: ICT in Inventory management

Duration of Training: 21st July 2016

Resource Person Details: Dr.P.Hyma

Associate Professor

Department of Pharmaceutics

1. Warehouse Management System (WMS)
2. Radio Frequency Identification (RFID) Technology
3. Light Fidelity (LiFi) Technology
4. Barcode System
5. Robotics Technology

Specific Objectives

1. To identify the effect of services strategic ICT initiative on Inventory control Implementation.
2. To examine the effect of internal integration on inventory control implementation
3. To understand the effect of external integration on inventory control implementation
4. To examine the effect of technological integration on inventory control

A handwritten signature in green ink, appearing to read 'Bakht', is written over a horizontal line.

Principal

St. Pauls College of Pharmacy
Turkayamjal, R.R. Dist-501 510

SCHEME AND SYLLABUS:

Name of the Program: ICT in Inventory management

Duration of Training: 20 July 2017

Resource Person Details: Dr.P.Hyma


Associate Professor

Department of Pharmaceutics

1. Warehouse Management System (WMS)
2. Radio Frequency Identification (RFID) Technology
3. Light Fidelity (LiFi) Technology
4. Barcode System
5. Robotics Technology

Specific Objectives

1. To identify the effect of services strategic ICT initiative on Inventory control Implementation.
2. To examine the effect of internal integration on inventory control implementation
3. To understand the effect of external integration on inventory control implementation
4. To examine the effect of technological integration on inventory control.



Principal
St. Pauls College of Pharmacy
Turkayamjal, R.R. Dist-501 510



SCHEME AND SYLLABUS:

Name of the Program: ICT in Inventory management

Duration of Training: 17.07. 2018

Resource Person Details: Dr.Venu Madhav Katla

Professor

Department of Industrial Pharmacy

1. Warehouse Management System (WMS)
2. Radio Frequency Identification (RFID) Technology
3. Light Fidelity (LiFi) Technology
4. Barcode System
5. Robotics Technology

Specific Objectives

1. To identify the effect of services strategic ICT initiative on Inventory control Implementation.
2. To examine the effect of internal integration on inventory control implementation
3. To understand the effect of external integration on inventory control implementation
4. To examine the effect of technological integration on inventory control

A handwritten signature in green ink, appearing to read 'V. Madhav Katla', with a horizontal line extending to the right.

Principal

St. Pauls College of Pharmacy
Turkayamjal, R.R. Dist-501 510



SCHEME AND SYLLABUS:

Name of the Program: ICT in Inventory management

Duration of Training: 09 Dec 2020

Resource Person Details: Dr.Venu Madhav Katla

Professor

Department of Industrial Pharmacy

1. Warehouse Management System (WMS)
2. Radio Frequency Identification (RFID) Technology
3. Light Fidelity (LiFi) Technology
4. Barcode System
5. Robotics Technology

Specific Objectives

1. To identify the effect of services strategic ICT initiative on Inventory control Implementation.
2. To examine the effect of internal integration on inventory control implementation
3. To understand the effect of external integration on inventory control implementation
4. To examine the effect of technological integration on inventory control

A handwritten signature in green ink, appearing to read 'V. Madhav Katla', is written over a horizontal line.

Principal

St. Pauls College of Pharmacy
Turkayamjal, R.R. Dist-501 510